

INSTRUCTION SHEET

FB1 series Deep box adapter for XW1E-BS series emergency stop switches with operation assist function

Confirm that the delivered product is what you have ordered. Read this instruction sheet to make sure of correct operation. Make sure that the instruction sheet is kept by the end user.

Safety Precautions

In this operation instruction sheet, safety precautions are categorized in order of importance to Caution :

CAUTION

Caution notices are used where inattention might cause personal injury or damage to equipment.

1 Type

FB9Z-DS1

2 Specifications

Applicable model	FB series control stations Emergency stop switches with operation assist function (Type No.: XW1E-BS4B12PR)
Weight (approximately)	65g

• With FB series control stations

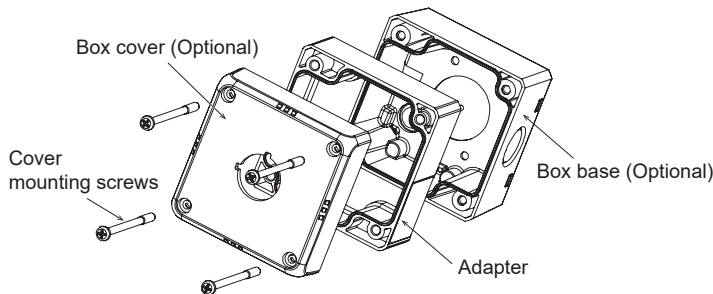
Standard operating conditions	Ambient temperature	-25 to +60°C (no freezing)
	Relative humidity	30 to 85%RH (no condensation)
	Storage temperature	-40 to +80°C (no freezing)
	Degree of pollution	3
Degree of protection	IP65	
Material	Box cover/box base: polycarbonate	
	Box cover mounting screw: stainless	

- FB series control stations and units are supplied by users.
- The above specifications are for enclosures. For control box/units, refer to the specifications of each box and unit.
- The FB9Z-DS1 is not UL or c-UL listed.

3 Installations

Packaging parts	Package quantity
Adapter (including rubber gasket)	1
Cover mounting screws	4

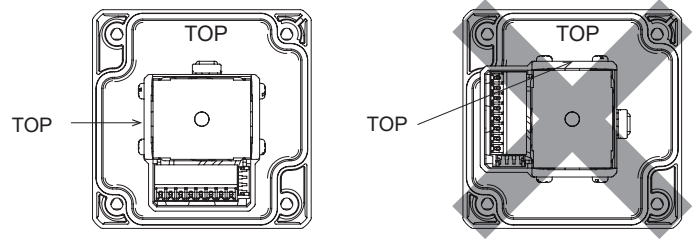
- Fix FB series control stations to box cover and box base using adapter and 4 special screws for fixing.
(Do not use the screws supplied with FB series control stations.)



- Refer to installation instructions for FB series control stations.

CAUTION

- Do not connect two or more of these products together. Otherwise, the FB series may cause damage.
- When installing the emergency stop pushbutton switch with operation support (Model No. XW1E-BS4B12PR), install the switch with the "TOP" marking on the switch and the "TOP" marking on the box cover offset by 90°.
- Recommended tightening torque: 1.8 to 2.2N-m (M4 tapping screws)



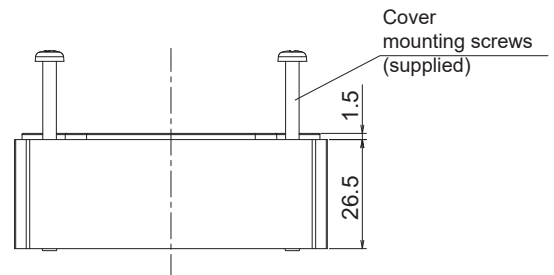
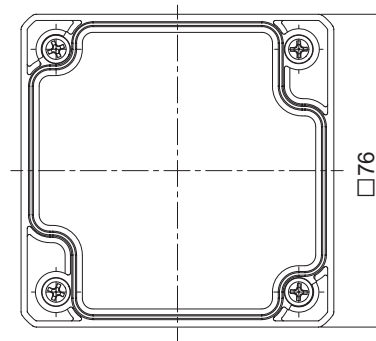
4 Instructions

CAUTION

- Avoid foreign objects such as dust, liquid, and oil from entering the switch while connecting a conduit or wiring.
- Avoid any contact with oil or coolants. Otherwise, the FB series may be damaged.

5 Dimensions

All dimensions in mm.



6 Precaution for disposal

- Dispose of the FB9Z-DS1 as an industrial waste.