

Panel Cut-Out

*The 3.2^{+0.2} recess is not necessary when neither nameplate nor anti-rotation ring is used.

Operation Type: Pushlock

Reset: Turnreset or Pullreset

Contact Arrangement(□□): 1b(01), 2b(02), 3b(03), 4b(04)
1a1b(11)1a2b(12), 1a3b(13), 2a2b(22)

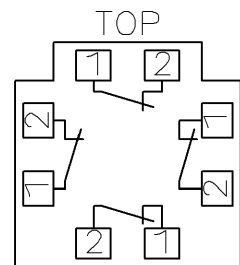
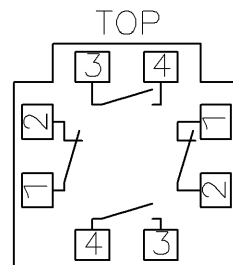
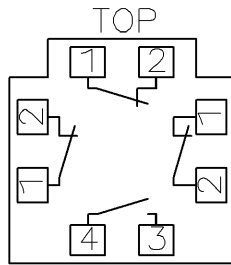
Button Color(*): Red(R), Bright Red(RH)

Contact Configuration(Bottom View)

Monitor contact (1NO contact) included

Monitor contact (2NO contact) included

Main contact(NC contact) only.

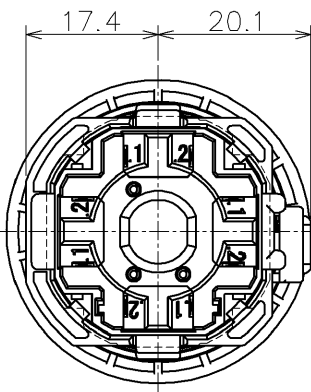
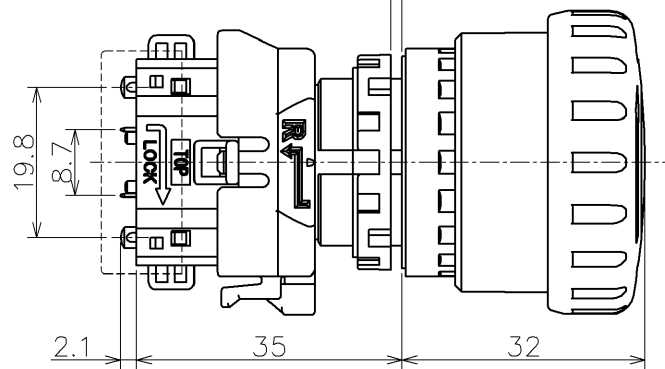


1NC: Terminals on the top.
2NC: Terminals on the right and left.

1NC: Terminals on the right.
2NC: Terminals on the right and left.

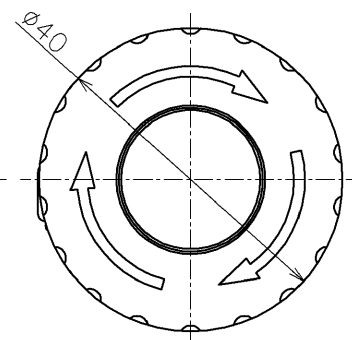
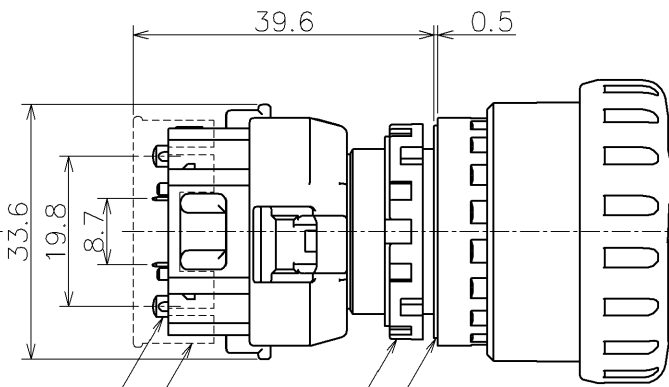
3NC: Terminals on the right, left and top.

Panel Thickness 0.8 to 6



はんだづけ端子
絶縁端子カバー
XA9Z-VL2

ロックナット
ゴムワッシャ



Product Name: XW SERIES EMERGENCY STOP SWITCH

Type Number: XW1E-BV4□□*

Approved by M.FUJIMOTO
Checked by Y.HANAOKA
Drawn by T.MATSUMOTO

2023/1/25
2023/1/25
2023/1/25

Dim.: m m

Outside View

Drawing No. MA4-A03975C